



ISSN: 0975-833X

Available online at <http://www.journalcra.com>

INTERNATIONAL JOURNAL  
OF CURRENT RESEARCH

International Journal of Current Research  
Vol. 11, Issue, 01, pp.697-702, January, 2019

DOI: <https://doi.org/10.24941/ijcr.34004.01.2019>

## RESEARCH ARTICLE

### ASSESSMENT OF KNOWLEDGE, ATTITUDE AND PRACTICE OF INSULIN THERAPY AMONG DIABETES PATIENTS

<sup>1,\*</sup>Binu Mathew, <sup>1</sup>Elizabeth A.M., <sup>1</sup>Rajkumar Reddy, M., <sup>1</sup>Adeena Balkees, <sup>1</sup>Doddayya, H. and <sup>2</sup>Antin, S.S.

<sup>1</sup>Department of Pharmacy Practice, NET Pharmacy College, Raichur-584103, Karnataka, India

<sup>2</sup>Department of General Medicine, NMCH and RC, Raichur-584103 Karnataka, India

#### ARTICLE INFO

##### Article History:

Received 29<sup>th</sup> October, 2018

Received in revised form

20<sup>th</sup> November, 2018

Accepted 24<sup>th</sup> December, 2018

Published online 31<sup>st</sup> January, 2019

##### Key Words:

Clinical Pharmacist, Diabetes mellitus, Insulin, Questionnaire

#### ABSTRACT

**Background:** Rational prescribing of insulin and improved patient knowledge, attitude and practice regarding insulin usage will optimise insulin therapy in diabetes mellitus. **Objective:** The study aims to assess the knowledge, attitude, practice of insulin therapy. **Study method:** A cross sectional study was done in various in patient departments using KAP questionnaire. A total of 70 filled questionnaires were evaluated and analysed using Chi- Square test. **Results:** Knowledge, attitude and practice study found that better knowledge, Attitude and Practice among participants irrespective of their family history and educational status, towards insulin therapy. The relation between education status of participants and their knowledge about insulin discontinuation once the blood sugar levels normalize (p value=0.047) as well as their practice of checking blood sugar level in home (p value=0.025) were found to be statistically significant. This data suggests that mean knowledge score was more for illiterate (14.21) followed by high school and primary school. **Conclusion:** There is a need to educate the patient about various aspects of insulin therapy including dosing, storage, site of injection, common side effects and life style modifications. Clinical pharmacist can play a vital role in monitoring and optimization of insulin therapy.

**Copyright** © 2019, Binu Mathew et al. This is an open access article distributed under the Creative Commons Attribution License, which permits unrestricted use, distribution, and reproduction in any medium, provided the original work is properly cited.

**Citation:** Binu Mathew, Elizabeth A.M., Rajkumar Reddy, M., Adeena Balkees, Doddayya, H. and Antin, S.S. 2019. "Assessment of knowledge, attitude and practice of insulin therapy among diabetes patients", *International Journal of Current Research*, 11, (01), 697-702.

## INTRODUCTION

Diabetes mellitus is a pandemic disease that has struck each and every corner of the world. According to the Indian Council Medical Research-Indian Diabetes study, a national diabetes study, India currently has 62.4 million people with diabetes. Various classes of anti-diabetic drugs including insulin and Oral hypoglycemic agent are currently used in the treatment of diabetes, which acts by different mechanisms to reduce blood-glucose levels to maintain optimal glycemic control. Different types of insulin preparations such as neutral insulin, biphasic insulin, isophane insulin etc. which is mainly used for treating the patients with type 1 diabetes and type 2 diabetes mellitus (Agarwal et al., 2014; Harikrishnan et al., 2012). There are many factors influencing delayed insulin initiation including those caused by healthcare providers and its system, as well as the patients themselves. One of the main barriers is psychological insulin resistance, defined as psychological opposition towards insulin use, among patients and healthcare providers (Hassan et al., 2013).

\*Corresponding author: Binu Mathew

Department of Pharmacy Practice, NET Pharmacy College, Raichur-584103, Karnataka, India.

Psychological insulin resistance involves such a wide range of adverse emotions and practical concerns as questioning the necessity to intensifying medication by insulin, pain, phobia, failure, fear of side effects, operation of insulin pen, economic cost for insulin therapy, language barrier, inadequate knowledge, poor social support, perceived damages on personal image, social life and perceived clinicians, negative attitude towards insulin, and lower educational level. Misconception in insulin use refers to any inaccurate idea, belief, myth, presumption and conjecture that deviate from the proven medical knowledge. The three main sources of misconception among the participants are: 1) lacking adequate knowledge 2) conflicting medical advice, and 3) hearsay from community. When Type 2 Diabetes Mellitus patients failed to rectify the misconceptions, their self-efficacy in starting insulin therapy will be undermined as what the research subjects in this study indicated (Sau Nga and Cheung, 2017). Patient's awareness and knowledge about the disease is expected to makes remarkable difference in the glycemic control. There is a great need for continuous health education to diabetics and caregivers to improve their knowledge and awareness of different aspects of Diabetes Mellitus. This can be done by all members of the private health care team through a structured

program using different health education strategies such as focus on group discussions (Khan *et al.*, 2015). Several studies have been carried out regarding the prescription pattern of antidiabetic drugs in South India. But only a few studies were carried out regarding the insulin knowledge, attitude and practice among type 2 diabetes mellitus patients. In this context the we planned to conduct a study entitled "Assessment of Knowledge, Attitude and Practice of Insulin Therapy Among Diabetes Patients" will help to explore the factors that influence diabetes patients to accept insulin, to assess barriers towards insulin use which patient experienced, to formulate proactive strategies that may possibly enhance the acceptance rate of insulin injection, to assess the knowledge, attitude and practice among diabetes patients towards diabetes and insulin therapy.

## MATERIALS AND METHODS

The study was carried out for a period of 6 months. A cross sectional study was carried out by administering questionnaire in 70 patients with insulin therapy from various inpatient departments of tertiary care teaching hospital. For obtaining the clearance certificate, an application along with study protocol was submitted to the chairman of the institutional ethical committee of Navodaya Medical College Hospital And Research Centre. The study was approved by committee by issuing ethical clearance certificate.

### Inclusion Criteria:

- Diabetic patients who are willing to respond to questionnaire.

### Exclusion Criteria:

- Participants who couldn't understand the content of the questionnaire after it has been explained to them (illiterate or visually impaired).
- Participants who are not willing to participate in the study.

The variables studied were demographic and social characteristics like gender, age, education status, marital status, type of diabetes and family history of diabetes. Outcome variables were knowledge, attitude and practice. The questionnaire had 30 questions (Knowledge-10, Attitude-10 and Practice-10 questions). A two part questionnaire form was designed. Section A deals with the patient demographics (age, gender, patient address, level of education, occupation/employment status, family history of diabetes etc.) and the disease (time since diagnosis, type of treatment, regularity on medication and type of diabetes). Section B deals with the knowledge attitude and practice towards insulin among the patients. Designed KAP questionnaire was validated by Cronbach's Alpha test of reliability statistics. Data for KAP was analysed using Chi-square test to represent association between variables. Microsoft word and Excel have been used to generate graphs, tables etc.

## RESULTS AND DISCUSSION

A cross sectional study was carried out by administering KAP questionnaire in 70 patients who were in insulin therapy. Out of 70 participants 58.6% of the respondents were male and 41.4% were female.

Most of the respondents (37.1%) were aged 51-60 years, followed by those aged 61-70 years (32.9%). Almost 68.6% were illiterate, followed by primary school (28.6%) and high school (2.9%). About 97.1% of the respondents were married and 94.3% of the participants were having type 2 diabetes followed by type 1 diabetes (5.7%). Almost 64.3% of the participants were not having family history and 35.7% were having family history of diabetes. This same was stated in table 1. The result was supported by the study conducted by Khan NA *et al.*, Saadia Z *et al.* and Jasper US *et al.*

Almost 74.3% of the participants knew what diabetes was and 91.4% knew the purpose of insulin for diabetes. About 91.4% of respondents knew that insulin can cure diabetes and 94.3% knew that insulin would not cause harm if administered properly. And 77.1% of the study participants knew that insulin cannot be stopped once the blood sugar levels normalize. Eighty percentage of respondents were not aware about different types of insulin. Around 88.6% of the participants knew where they can inject insulin. Most of the participants (97.1%) has knowledge about their medication or insulin from their doctor or nurse. About 62.9% of the participants knew that diabetes is hereditary in nature and 75.7% knew how to deal with hypoglycemia. This finding was stated in table 2. This data reveals the better knowledge of patients regarding diabetes and insulin therapy. Similar study was conducted by Kant R and Thapilyal V about diabetes. Majority of the patients (65.7%) were not self confident about self administration of insulin and 90% were using insulin as advised. Around 65.7% of the participants were not used to miss insulin dose and 74.3% were not used to skip food after taking insulin. Most of the participants (61.4%) have an attitude that regular exercise can not control their blood sugar level. Almost 85.7% of the participants have an attitude that they should keep in touch with their physician and 62.9% would not let their blood sugar level fall below normal when they were taking insulin. About 48.6% of the respondents have an attitude that missing insulin dose would have negative effect on their diabetic control and 55.7% have an attitude that diabetes was a dangerous disease. Around 77.1% of the participants have an attitude that they were not allowed to adjust insulin dose by their own.

This data suggests that participants have better attitude towards insulin therapy except in a few as illustrated in table 3. The findings of this study was supported by the study conducted by Saadia Z *et al.* about diabetes and insulin. Majority of the respondents (77.1%) used to rotate injection site after taking insulin and 57.1% used to clean their injection site with spirit beforehand. Ninety percentage of the participants were taking insulin before meals and 97.1% were keeping insulin at a temperature of 2-8°C (Refrigerator). Almost 75.7% of the respondents were not checking their blood sugar level in home and they (75.7%) used to check their fasting/post meal blood sugar level in a laboratory. About 98.6% of the participants were not used to take any other medication without informing to their doctors. Majority of the participants (61.4%) were following controlled and planned diet and 77.1% were not checking their eyes regularly in clinics. Most of the patients (51.4%) were not injecting insulin at an angle of 90°. It shows that respondents have better practice towards insulin therapy expect in a few as shown in table 4. The result obtained was supported by the study conducted by Saadia Z *et al.* about diabetes and insulin.

**Table 1. Demographic and Social data of respondents (n=70)**

Variables	Total Number of Patients	Percentage (%)
•Gender		
Male	41	58.6
Female	29	41.4
•Age (years)		
<= 20	2	2.9
21-30	2	2.9
41-50	8	11.4
51-60	26	37.1
61-70	23	32.9
>70	9	12.9
•Education status		
Illiterate	48	68.6
Primary school	20	28.6
High school	2	2.9
•Marital Status		
Married	68	97.1
Unmarried	2	2.9
•Type of diabetes		
Type 1	4	5.7
Type 2	66	94.3
•Family History of Diabetes		
Yes	25	35.7
No	45	64.3

**Table 2. Knowledge level (n=70)**

Knowledge Level Questions		No. of Cases	Percentage (%)
• Do you know what is diabetes?	Yes	52	74.3
	No	18	25.7
• Do you know why insulin prescribed for diabetes?	Yes	64	91.4
	No	4	5.7
	Don't Know	2	2.9
• Do you think insulin can cure diabetes?	Yes	64	91.4
	No	4	5.7
	Don't Know	2	2.9
• Do you think insulin can cause harm?	Yes	4	5.7
	No	66	94.3
• Do you think insulin can be stopped once the blood sugar levels normalize?	Yes	16	22.9
	No	54	77.1
• Are you aware about different types of insulin?	Yes	10	14.3
	No	56	80
	Don't Know	4	5.7
• Do you know where you can inject insulin?	Yes	62	88.6
	No	8	11.4
• Whether your doctor/nurse informed you about your insulin /medication?	Yes	68	97.1
	No	2	2.9
• Do you know diabetes is hereditary in nature?	Yes	44	62.9
	No	18	25.7
	Don't know	8	11.4
	Yes	53	75.7
	No	15	21.4
	Don't know	2	2.9

**Table 3. Attitude level (n=70)**

Attitude Level Questions		No. of Cases	Percentage (%)
1.Are you self confident about self administration of insulin?	Yes	24	34.3
	No	46	65.7
2.Do you use insulin as advised?	Yes	63	90
	No	7	10
3.Do you miss insulin dose?	Yes	24	34.3
	No	46	65.7
4.Do you skip food after taking insulin?	Yes	18	25.7
	No	52	74.3
5.Do you think regular exercise can control your blood sugar level?	Yes	23	32.9
	No	43	61.4
	Don't Know	4	5.7
6.Do you think you should keep in touch with your physician?	Yes	60	85.7
	No	10	14.3
7.Will you let your blood sugar levels fall below normal when you are taking insulin/medicines?	Yes	20	28.6
	No	44	62.9
	Don't Know	6	8.6

Continue .....

8.Do you think missing taking the doses of your diabetic medications/insulin will have negative effect on your diabetic control?	Yes	32	45.7
	No	34	48.6
	Don't Know	4	5.7
9.Do you think diabetes is a dangerous disease?	Yes	39	55.7
	No	29	41.4
	Don't Know	2	2.9
10.Do you think you are allowed to adjust insulin dose by your own?	Yes	16	22.9
	No	54	77.1

**Table 4. Practice level (n= 70)**

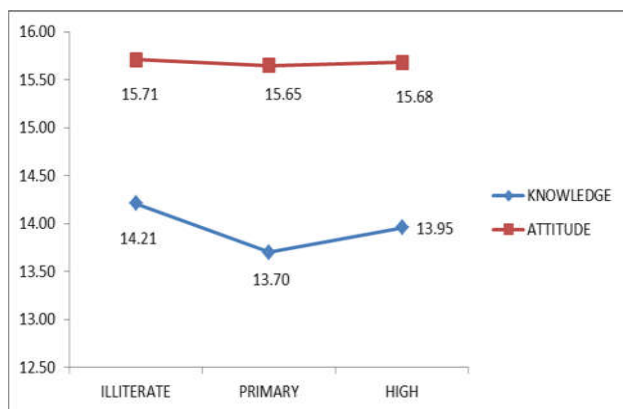
Practice Level Questions		No. of cases	Percentage (%)
1.Do you rotate injection site?	Yes	54	77.1
	No	16	22.9
2.Do you clean injection site with spirit before hand?	Yes	40	57.1
	No	30	42.9
3.Are you taking insulin before meals?	Yes	63	90
	No	7	10
4.Are you keeping insulin at a temperature of 2-8 <sup>0</sup> C (Refrigerator)?	Yes	68	97.1
	No	2	2.9
5.Do you check your blood sugar level in home?	Yes	17	24.3
	No	53	75.7
6.Do you check your fasting/post meal blood sugar level in a laboratory?	Yes	53	75.7
	No	15	21.4
	Don't Know	2	2.9
7.Do you take any other medication for diabetes without informing your physician?	Yes	1	1.4
	No	69	98.6
8.Do you follow a controlled and planned diet?	Yes	43	61.4
	No	27	38.6
9.Do you check your eyes regularly in clinic?	Yes	16	22.9
	No	54	77.1
10.Are you injecting insulin at an angle of 90 <sup>0</sup> ?	Yes	32	45.7
	No	36	51.4
	Don't Know	2	2.9

**Table 5. Association between education status and knowledge question no: 5**

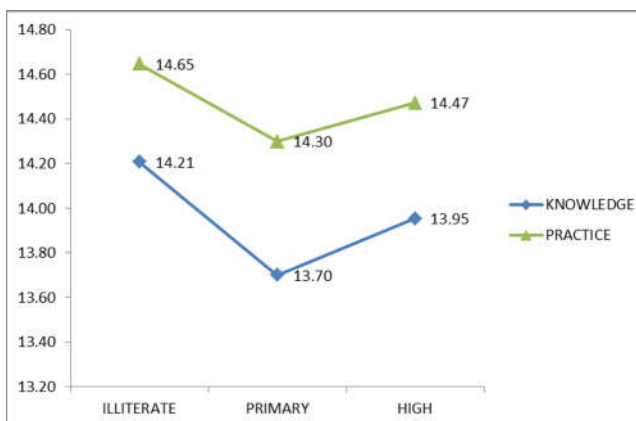
Education	K5		Total	Chi-square value	P value
	Yes	No			
Illiterate	15	33	48	6.127	0.047<0.05
Primary School	1	19	20		
High School	0	2	2		
Total	16	54	70		

**Table 6. Association between education status and practice question no: 5**

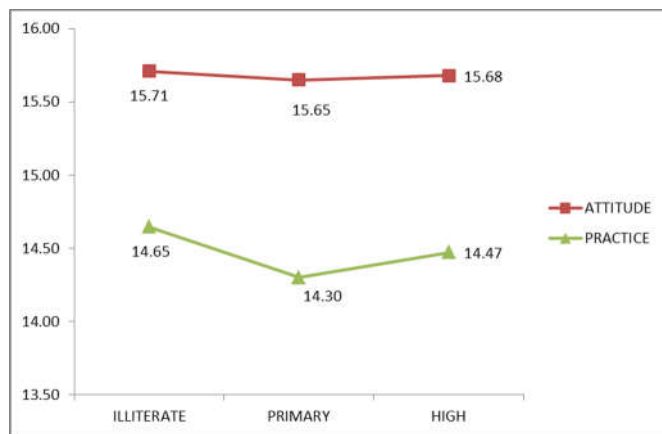
Education	P5		Total NO.	Chi-square value	P value
	Yes	No			
Illiterate	9	39	48	7.39	0.025<0.05
Primary School	6	14	20		
High School	2	0	2		
Total	17	53	70		



**Figure 1. Association of mean knowledge / attitude score with levels of education**



**Figure 2. Association of mean knowledge / practice score with levels of education**



**Figure 3. Association of mean attitude /practice score with levels of education**

The relation between education status of participants and their knowledge about insulin discontinuation once the blood sugar levels normalize was represented in table 5. This data suggests that there was statistically significant association exist between these two variables ( $p$  value= 0.047<0.05). Table 6 represents the relation between education status of participants and their practice of checking blood sugar level in home. This data suggests that there was statistically significant association exist between these two variables ( $p$  value= 0.025<0.05). Figure 1, 2, 3 shows relationship between respondents level of education and their knowledge, attitude and practice. This data suggests that mean knowledge score was more for illiterate (14.21) followed by high school (13.95) and primary school (13.70). Similarly mean attitude score was more for illiterate (15.71) followed by high school (15.68) and primary school (15.65). The mean practice score was more for illiterate (14.65) followed by high school (14.47) and primary school (14.30). This result was supported by the study conducted by Memon MS *et al.* Knowledge and awareness is the greatest weapon in the fight against diabetes mellitus and can help the people understand the risk of diabetes, motivate them to seek proper treatment and care, and prepare them to keep the disease under control. The main reason for their better knowledge, Attitude and practice irrespective educational status, towards insulin therapy was because of their years of experience with diabetes and insulin therapy. Almost all of the participants were having minimum 2 years and maximum 20 years of experience with diabetes. Some of the participants who were lacking in proper knowledge, attitude and practice in the community are important weakness to be addressed.

#### Future Directions

- Present study outcomes indicate that the improvement in diabetic patients knowledge, attitude and practice about the insulin therapy can do productive changes in glycemic control. Still deep probing has to be done in future to know the contributing factors and solutions for such issues.
- Pharmacoeconomic study can be conducted to decrease the burden of cost to the patient.
- The present study was conducted in a single hospital, hence it cannot be considered as a representative studies of south India, a comparative study on health facilities can be done in state wise or district wise to assess knowledge, attitude, practice of insulin therapy.

#### Limitations

- Respondents may be unable/unwilling to provide the desired information
- Some participants had trouble in grasping the meaning of some questions which was clear for some other.
- Respondents have hidden agenda that may lead to bias.

#### Conclusion

In this study we found that majority of the patients has better knowledge, attitude and practice towards insulin therapy except in a few. It is well known fact that if insulin is not used properly it may exhibit discomfort in the form of unwanted side effects to the patients receiving it. It will be good when a patient understand his/her therapy, better chances of positive outcome, which is directly linked with better knowledge, attitude and practice and further it leads to better compliance. Therefore it is always important to educate the patient about various aspects of insulin therapy including dosing, storage, site of injection, common side effects and life style modifications. Clinical pharmacist can play a vital role in monitoring and optimization of insulin therapy.

#### Acknowledgments

We express our sincere thanks to Shri. S.R. Reddy, M.Pharm., Chairman, Navodaya Educational Trust and Dr. Ashok Mahendrakar, Medical Superintendent, NMCH&RC, Raichur who had permitted us and provided us with the facilities to execute this work. We also record our special gratitude to all physicians and all nurses.

**Conflict of interest:** No conflict of interest

**Funding:** No Funding

#### REFERENCES

- Agarwal, AA., Jadhav, PR. and Deshmukh, YA. 2014. Prescribing pattern and efficacy of anti-diabetic drugs in maintaining optimal glycemic levels in diabetic patients. *J Basic Clin Pharm.*, 5(3):79-83.
- Harikrishnan, KV., Rajasree, R., Thomas, N. and Reghu, R. 2012. Study Of Prescription Pattern And Insulin Treatment In Type 2 Diabetic Patients. *Int J Pharm Sci.*, 4(3):328-30.
- Hassan, HA., Tohid, H., Amin, RM., Bidin, MBL., Muthupalaniappien, L. and Omar, K. 2013. Factors influencing insulin acceptance among type 2 diabetes mellitus in a primary care clinic: a qualitative exploration. *BMC Fam Pract.*, 14:164 1-10.
- Sau Nga, FU. and Cheung, S. 2017. How Misconception of Insulin Therapy Affects Type 2 Diabetes Mellitus Patients' Acceptance on Daily Injection. *Curr Res Diabetes Obes J.*, 2(4):1-10.
- Khan, NA., Venakatachalan, VV., Akhali, KMA., Alavudeen, SS., Dhanapal, CK. and Mohammed, AAS. 2015. Overview of glycemic control, knowledge, awareness and attitude among type 2 diabetes mellitus patients. *J App Pharm.*, 7(1):75-82.
- Khan, NA., Venakatachalan, VV., Akhali, KMA., Alavudeen, SS., Dhanapal, CK. and Mohammed, AAS. 2015. Overview of glycemic control, knowledge, awareness and

- attitude among type 2 diabetes mellitus patients. *J App Pharm.*, 7(1):75-82.
- Saadia, Z., Rushdi, S., Alsheha, M., Saeed, H. and Rajab, M. A. 2009. Study Of Knowledge Attitude And Practices Of Saudi Women Towards Diabetes Mellitus. A (KAP) Study In Al-Qassim Region. *The Internet Journal of Health*, 11(2):1-7.
- Jasper, US., Opara, MC., Pyiki, EB. and Akinrolie, O. 2014. Knowledge of insulin use and its determinants among Nigerian insulin requiring diabetes patients. *Journal of Diabetes & Metabolic Disorders*, 13(10):1-8.
- Kant, R. and Thalipyal, V. 2015. Knowledge attitude and practice of type 2 diabetes patients in a tertiary care teaching hospital in India. *Integr food nute metab.* 2(1):131-35.
- Memon, MS., Shaikh, SA., Shaikh, AR., Fahim, MF., Mumtaz, SN. and Ahmed, N. 2015. An assessment of knowledge, attitude and practices (KAP) towards diabetes and diabetic retinopathy in a suburban town of Karachi. *Pak J Med Sci.*, 31(1)183-8.

\*\*\*\*\*