



RESEARCH ARTICLE

LENGTH-WEIGHT RELATIONSHIP AND CONDITION FACTOR OF COMMON CARP,
CYPRINUS CARPIO IN LAKE NAIVASHA, KENYA

¹Callen Nyaboke Aera, ¹Kembenya E. Migiro, ¹Erick Ochieng Ogello, ¹Cecilia Muthoni Githukia,
²Andrew Yasindi, ²Nicholas Outa and ³Jonathan Mbonge Munguti

¹Kenya Marine and Fisheries Research Institute (KMFRI), Kegati Aquaculture Research Station,
P.O Box 3259, 40200, Kisii, Kenya

² Department of Biological Sciences, Egerton University, P.O Box 536, Egerton, Kenya

³Kenya Marine and Fisheries Research Institute (KMFRI), National Aquaculture Research
Development and Training Center (NARDTC), P.O. Box 26, Sagana, Kenya

ARTICLE INFO

Article History:

Received 15th June, 2014
Received in revised form
22nd July, 2014
Accepted 31st August, 2014
Published online 18th September, 2014

Key words:

Length-weight relationship,
Condition factor,
Length at first maturity,
Cyprinus carpio.

ABSTRACT

This study aimed at determining the length-weight relationship (LWR), condition factor (K) and length at first maturity of common carp (*Cyprinus carpio*) in Lake Naivasha, Kenya. The fish were sampled monthly using a gill net of mesh size between 1.5 to 5 inches. The lake was accessed using an engine boat from November 2013 to February 2014. A total of 520 fish of *C. carpio* were sampled. Total length and weight of the fish were measured using measuring board (0.1cm) and digital weighing balance (0.1g) respectively. There was a significant difference of Length-weight relationships between males and females ($p < 0.05$) with 'r' values of 0.82 and 0.72 for males and females respectively. The growth exponent ('b' values) of the length weight relationship for the fish was 2.3 for males, indicating isometric growth and 1.9 for females, suggesting allometric growth. The condition factor was 1.23 ± 0.21 and 1.05 ± 0.13 for males and females respectively, indicating a good condition for *C. carpio* of Lake Naivasha. The lower condition factor for females suggest that females were already spent during the period of sampling. The estimated length at first maturity for *C. carpio* was found to be 47cm (Total Length).

Copyright © 2014 Callen Nyaboke Aera et al. This is an open access article distributed under the Creative Commons Attribution License, which permits unrestricted use, distribution, and reproduction in any medium, provided the original work is properly cited.

INTRODUCTION

Lake Naivasha has been a habitat for single fish species, the endemic *Aplocheilichthys antinori*, which was last recorded in 1962 (Elder et al., 1971). Since 1925, various fish introductions have been made, with varying success histories (Litterick et al., 1979; Muchiri and Hickley, 1991). Today, a wider variety of fish species including *Oreochromis niloticus*, *Oreochromis leucostictus*, *Tilapia zillii*, *Micropterus salmoides* (large mouth black bass) *Cyprinus carpio* (common carp), *Procambarus clarkii* (Crayfish) and Mirror carp, longfin barb *Barbus paludinosus* (Boulenger) coexist in the lake (Elder et al., 1971; Siddiqui, 1977; Hickley et al., 2000; Hickley et al., 2004; Ojuok et al., 2007; Aloo et al., 2013). *C. carpio* is the most dominant fish species in lake Naivasha and despite being native to Asia, *C. carpio* is commercially cultured in many parts of the world including Australia, South America and central and Eastern Europe. This is due to its fast growth rate, easy cultivation and high feed efficiency ratio (Lowe et al., 2000). The *C. carpio* is hardy and thrives in turbid

waters (Kottelat, 2007). Today, China accounts for the largest commercial production of *C. carpio*, with approximately 70% of total global production (FAO, 2006). The fisheries of *C. carpio* in Lake Naivasha increased from 0.9 tons (< 1%) in 2002 to 133.4 tons (95 %) in 2006, making it the most important commercial fish in Lake Naivasha (Mageria et al., 2006). Biologically, the wild *C. carpio* are slimmer with body length about four times the body height, having red flesh with a forward-protruding mouth. The average length and weight of *C. carpio* is about 40 - 80 cm and 2-14 kg respectively (Billard, 1995). The *C. carpio* has a diversified diet feeding on a variety of food items, which include plant materials and detritus (Njiru et al., 2007).

The length-weight relationship is an important tool in fish biology, physiology and ecology. This relationship serves the purposes of determining the type of the mathematical relationship between two variables so that if one variable is known the other could be computed (Mir et al., 2012, Sarkar et al., 2013). A part from giving information on the condition and growth patterns of fish, changes in length-weight relationship can indicate the age and year-classes of fishes (Bagenal and Tesch, 1978; Thomas et al., 2003). These studies are also widely used for conversion of the growth-in-length

*Corresponding author: Callen Nyaboke Aera

Kenya Marine and Fisheries Research Institute (KMFRI), Kegati
Aquaculture Research Station, P.O Box 3259, 40200, Kisii, Kenya.

equation to growth-in-weight for use in stock assessment models, estimation of the mortality rate and estimation of biomass from length observations (Weatherley and Gill, 1987; Wootton, 1990; Moutopoulos and Stergiou, 2002). According to Bayhan (2008), the data on length and weight can also be used to compare fish life history between regions in species and populations. The relationship between length (L) and weight (W) typically takes the allometric form: $W = aL^b$, or in the linear form: $\text{Log } W = \text{Log } a + b \text{ Log } L$, where 'a' and 'b' are constants estimated by regression analysis. If fish retains the same shape, it grows isometrically and the length exponent "b" has the value $b = 3.0$ (Wootton, 1990). The b values above 3 indicates positive allometric growth, where fish becomes heavier for its length while b values below 3 means that the fish becomes lighter for its length therefore negative allometric growth. (Ratnakala et al., 2013)

The length-weight relationship provides an opportunity to calculate an index commonly used by fisheries biologists to compare the "well-being" of a fish (Ibrahim et al., 1980, Sani et al., 2010; Sarkar et al., 2013). This index is called condition factor (K) and is computed using the formula ($K = 100 \times W/L^3$). Fish with a high value of K are heavy for their length, while fish with a low K value are lighter (Ibrahim et al., 1980). Fish condition, which is defined as the robustness or wellbeing of an individual fish (Le Cren 1951; Bulow et al., 1981; Blackwell et al., 2000), is an essential component of fishery biology used to assess the general health of populations (Gulland 1983; Sparre et al., 1989, Froese, 2006). The condition factor K also gives information when comparing two populations living in certain feeding, density, and climatic conditions; when determining the period of gonadal maturation; and when following up the degree of feeding activity of a species to verify whether it is making good use of its feeding source (Weatherley, 1972, Anibeze, 2000; Sarkar et al., 2013). Since the fish condition can vary within and among populations, it is therefore critical to identify environmental predictors of this variation to optimize fishery production.

Length at first maturity is defined as the length at which 50% of the individuals of a given sex are considered to be reproductively mature (Karna, 2011). Usually it is based on females through visual and subjective descriptions of macroscopic aspects of ovaries and testes at different maturation stages (Gerritsen et al., 2003; Karna 2012) and is estimated by fitting a logistic curve to the relationships between proportions of weight and length (Tokai and Mitsuhashi, 1998; Goncalves and Erzini, 2000; Dadebo et al., 2003; Lewis and Fontoura, 2005; Gerritsen et al., 2003). It is abbreviated as L_{50} and it is also referred to as length at sexual maturity. Length at first maturity (LM_{50}) is estimated according to the general model proposed by Binohlan and Froese (2009): $L_{50} = 10 - 0.1189 + 0.9157 * \text{Log } (L_{\text{max}})$, where L_{50} is the size at first maturity and L_{max} is the maximum recorded size of a species. Despite being one of the most commercially exploited fish species in Lake Naivasha, there are no previous reports and information concerning the Length Weight Relationship and condition factor of *C. carpio* is available in the lake. Further Fish Base database (Froese and Pauly 2012) shows no record of LWR, condition factor and length at first maturity of the *C. carpio* in Lake Naivasha. Therefore this current study

provides baseline information of *C. carpio* in tropical lakes on LWR, condition factor and length at first maturity in Lake Naivasha.

MATERIALS AND METHODS

Study area

Lake Naivasha is a shallow freshwater lake (mean depth 6m), approximately 160 km² in area, situated in the Eastern Rift valley region in Kenya. The Lake Naivasha lies between 0° 40'S and 0° 50'S and 36° 15'E and 36° 25'E in a closed basin at an altitude of 1,890 m above sea level. The lake, whose volume is approximately 6.8 x 10⁸ m³, receives 90 % of its water from the perennial River Malewa. The lake has an area of 15,600 ha (including islands) and a catchment area of 2,378 km². The lake has ground water seepage along the north and northeast shores, which is responsible for up to 16% of the total influx (Harper and Mavuti, 2004). The lake was randomly subdivided into 4 parts, where samplings were done (Figure 1).

Sample collection and data analysis

During the study (November 2013 to February 2014), a total of 520 fishes were sampled from the lake using a multifilament gill net of mesh size ranging from 1.5 to 5 inches. The fishes were transferred to the laboratory in Kenya Marine and Fisheries Institute, Naivasha station for further analysis. The total length and weight of individual fish were taken using a measuring board (0.1 cm) and digital weighing balance (0.1g) respectively. The weight was taken after blot drying the fish to avoid errors in weight measurements. The Length-weight relationship was expressed by the equation: $W = aL^b$, Where 'b' is an exponent with a value demonstrating fish normal growth dimensions. The Linear transformation was made using natural logarithm at the observed lengths and weights according to Zar (1974) as follows:

$$\text{Log } W = b \text{ log } L + \text{log } a$$

Where

W = the weight of the fish in grams,

L = the total length of the fish in centimeters

a = exponent describing of the rate of change of weight with length

b = weight at unit length

The condition factor was calculated using the formula:

$$K = 100 W / L^b$$

Where

W = the weight of the fish in grams

L = the total length of the fish in centimeters

b = the value obtained from the length-weight equation.

Further, the monthly relative condition factor (K_n) of the fish samples was calculated according to Le Cren (1951). This K_n value can also be used to compare conditions between species, though in this study, it was used to compare the condition of *C. carpio* within its size classes of total length.

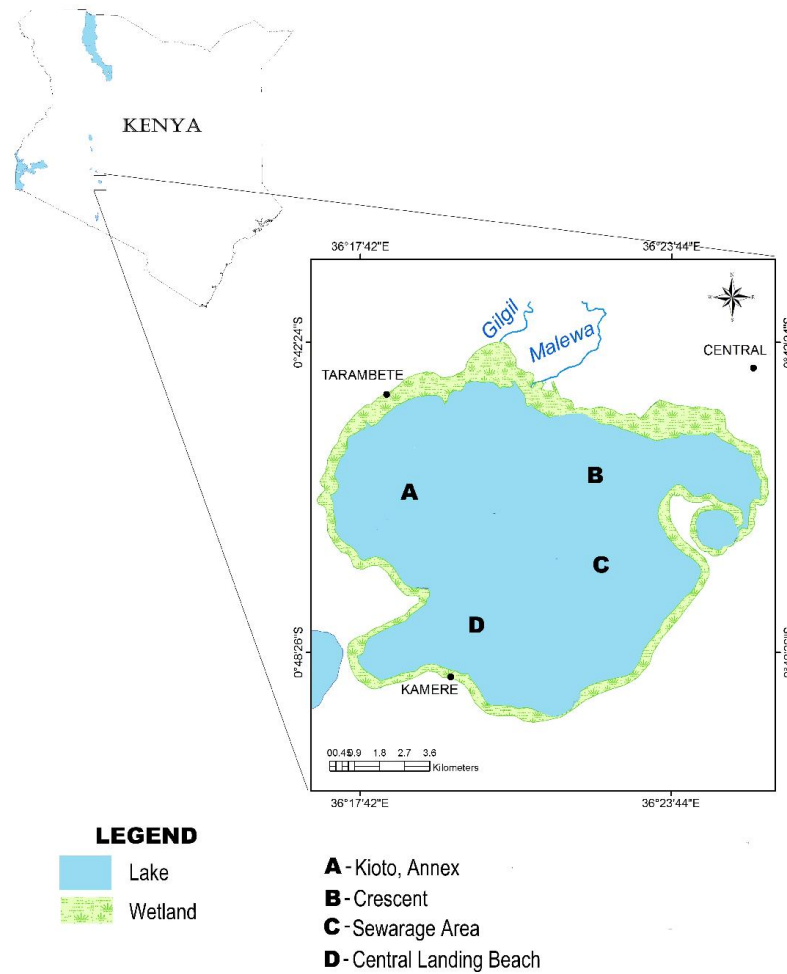


Fig. 1. Lake Naivasha map showing the four sampling sites

$$K_n = W / W$$

Where:

W = the weight of the fish in grams

$$W = aL^b$$

b = the value obtained from the equation 1

Finally, length at first maturity (L_{50}) was estimated according to the general model proposed by Binohlan and Froese (2009): $L_{50} = 10 - 0.1189 + 0.9157 * \text{Log}(L_{\text{max}})$, where L_{50} is the size at first maturity and L_{max} is the maximum recorded size of a species.

RESULTS

Length-weight relationships

The results of the length-weight analyses of 322 males and 198 females are presented in Table 1 and Figure 2a and b. Length-weight relationships equations obtained for males and females were $\text{Log } W = 0.6923 + 2.3484 \text{Log } L$ ($n = 322$) and $\text{Log } W = 0.9712 + 1.9455 \text{Log } L$ ($n = 198$) respectively. There was a significant difference of Length-weight relationships between

males and females ($p < 0.05$) with 'r' values of 0.82 and 0.72 for males and females respectively. The growth exponent ('b' values) of the length weight relationship for the fish was 2.3 for males, indicating isometric growth and 1.9 for females, suggesting negative allometric growth.

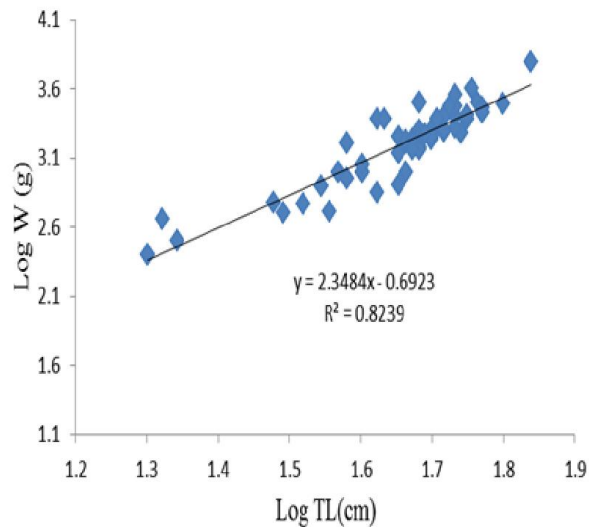
Table 1. Estimated parameters of the length-weight relationships for male and female *C. carpio* in Lake Naivasha

Sex	N	Length range (cm)	a	b	r
Males	322	20-89	0.6923	2.3484	0.8239
Females	198	20-69	0.9712	1.9455	0.7156

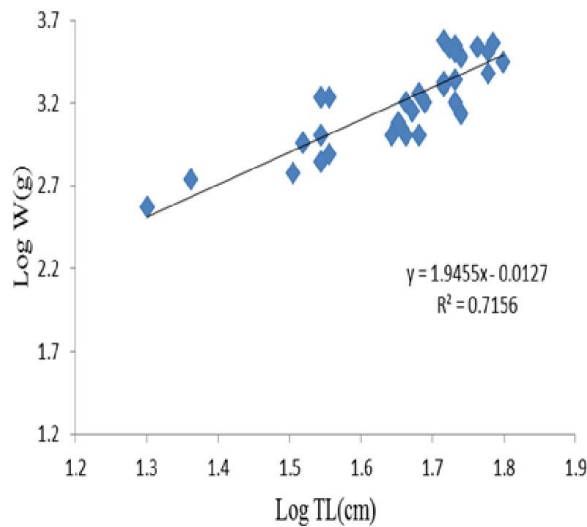
The ranges of condition factor (K) calculated for male and females *C. carpio* varied from $0.61 - 2.15 \pm 0.02$ and $0.55 - 1.79 \pm 0.02$ respectively (Figure 3).

The variations in condition factor with size for males and females are shown in Tables 2 and 3 respectively. The results showed that bigger sizes of male and female fish (31 – 60 cm) had higher K factor and are in better condition than smaller sizes. The computed exponent describing the rate of change of

weight with length 'a' was 0.2 and 1.0 for male and female respectively. There was significant difference between the K factor of males and females ($P < 0.05$)



(a)



(b)

Fig. 2. Length-weight relationship of male (a) and female (b) *C. carpio*.

Table 2. Mean condition factor (K) in relation to size for male *C. carpio*

Length group (cm)	Number of Specimens	Range of K-factor	Mean of K-Factor
11-20	30	0.61-1.32	0.53 ± 0.01
21-30	58	0.66-1.38	0.96 ± 0.10
31-40	75	1.21-2.11	1.57 ± 0.12
41-50	129	1.47-2.14	1.84 ± 0.14
51-60	30	2.11-2.15	2.08 ± 0.21
61-70	0	-	-

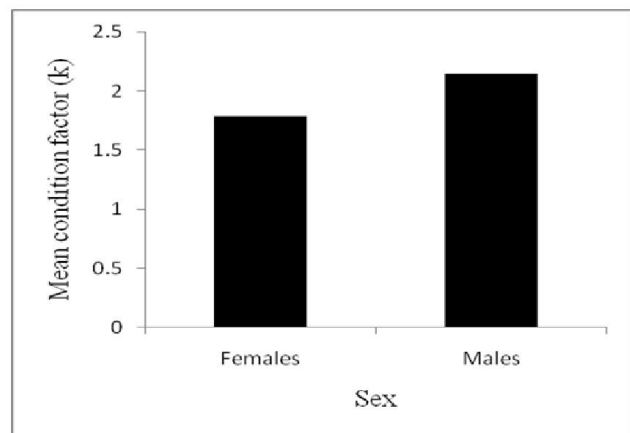


Fig. 3. Variation in condition factor of male and female *C. carpio*.

Table 3. Mean condition factor (K) in relation to size for female *C. carpio*

Length (Cm)	Group	Number of Specimens	Range of K-Factor	Mean of K-Factor
11.0-20		0	-	-
21 - 30		0	-	-
31 - 40		31	0.54-1.02	0.79 ± 0.10
41 - 50		45	0.60-1.08	0.79 ± 0.10
51-60		97	0.81-1.73	1.14 ± 0.23
61-70		25	1.66-1.79	1.61 ± 0.17

The results of length at first maturity (L_{M50}) analyses of 322 males and 198 females are presented in Figure 4. The estimated length at first maturity was 47cm total length (TL) for the species.

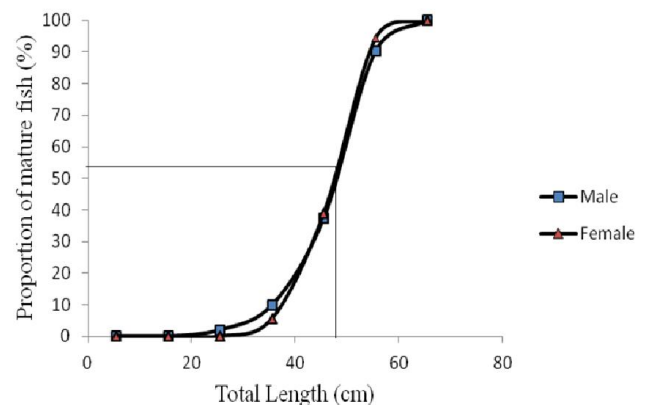


Fig. 4. Estimated proportion of mature *C. carpio*.

DISCUSSION

The higher correlation coefficient (r) for LWR for *C. carpio* indicates that length increases with increasing weight. This observation corresponds to earlier studies involving *Hemichromis bimaculatus*, *Sarotherodon melanotheron* and *Chromidotilapia guentheri* species from Eleiyele Lake, South western Nigeria according to Ayoade and Ikulala (2007). The value of 'b' (growth exponent) for male *C. carpio* (2.3) is within the accepted limits of 2 and 4 and suggests isometric

growth for the males (Tesch, 1971; Ayoade and Ikulala, 2007) while the lower 'b' value (1.9) of females indicates negative allometric growth (Tesch, 1971; Ayoade and Ikulala, 2007). According to Gerritsen *et al.* (2003), the variations in 'b' values between males and females may depend on various factors such as number of specimen examined, and the sampling season. However the change of *b* values may also depend primarily on the shape and fatness of the species as well as physical factors such as temperature, salinity, food, sex and stage of maturity (Pauly, 1984; Sparre, and Venema, 1992; Wooten, 1998; Sarkar *et al.*, 2013). Equally, LWR in fish is affected by gonad maturity, sex, diet, stomach fullness, health, and preservation techniques as well as season and habitat (Cox and Hinch, 1997).

The condition factor of both males and females was greater than 1 at size range of 31- 60cm. This shows that the fish is above average condition in the lake (Wade 1992). However, there is a significant difference between the K factor of the male and female ($P < 0.05$). The lower K for the females could be attributed to low gonad maturity since sampling was done on rainy season when the fish are not likely to spawn. This observation is similar to that of Da Costa and Araujo, (2003) who suggested that during such periods, a larger part of the energy is allocated for growth and emptying of ovaries leading to relatively lower condition factor. Further, the difference of the K values between males and females may be attributed to metabolic strain during maturation or spawning as well as changes in feeding activity. Similar condition was observed in several species of fish by earlier studies (Dhanze *et al.*, 2005; Barua *et al.*, 1988; Gupta, 1988; Jhingran, 1972). Smallest mature male and female fish were 30 cm and 45cm respectively. Length at first maturity (L_{M50}) of *C. carpio* indicated that at 47cm and over, most of the female fish were reproductive. However, males are slightly larger in size at maturity than females. This is due to environmental conditions which induce phenotypic flexibility in fishes resulting to changes in size at maturity (Wertheimer *et al.*, 2004).

Conclusion and recommendation

This research work provides information on the length-weight relationships, condition factor and the length at first maturity of *C. carpio* in Lake Naivasha. The results obtained in the study indicate negative allometric growth for females and isometric growth for male *C. carpio*. The results on condition factor of both males and females are greater than 1 at size range of 31-60 cm in the lake. This indicates that most fish in the lake are heavy for their respective lengths therefore their robustness is at best. However significant difference between the condition factor of the male and female *C. carpio* indicates that there is need for critical studies for identification of environmental predictors of this variation to optimize fishery production. Length at first maturity (L_{M50}) of *C. carpio* indicates that at lengths above 47cm, most females are reproductive. The study recommends further LWR analysis for both dry and wet seasons including water quality parameter analysis.

Acknowledgement

Finally the authors wish to thank the Kenya Agricultural Productivity and Agribusiness Program (KAPAP) Competitive

Grant System (KAPAP-CGS) under the Aquaculture Value Chain Component "Commercializing aquaculture production through sustainable technologies and market linkages" for funding this research work.

REFERENCES

- Adams, S. M., McLean, R.B., Parrotta, J.A. 1982. Energy partitioning in largemouth bass under conditions of seasonally fluctuating prey availability. *Trans. Am. Fish Soc.*, 111:549-558
- Aloo, P. A., Oyugi, D. O., Morara, G. N., Owuor, M. A. 2013. Recent changes in fish communities of the equatorial Lake Naivasha, Kenya. *International Journal of Fisheries and Aquaculture.*, 5(4): 45-54.
- Anibeze, C.I.P. 2000. Length weight relationship and condition factor of *Heterobranchus longifilis* from Idodo River, Nigeria. Naga. The ICLARM quart., 23: 34-35.
- APHA 1988. Standard methods for the examination of water and wastewater, 17th edn. Washington, D.C, pp. 1268
- Ase, L. E. (1986). A note on the water budget of lake Naivasha, Kenya – especially the role of *Salvinia molesta* Mitch and *Cyperus papyrus*. In: Johnson C. T., Odada O. E. (eds) Limnology, Climatology and Paleoclimatology of the East African Lakes: residence times of major ions in lake Naivasha, Kenya and their relationship to lake hydrology. Gordon and Breach Publishers, pp. 267-278.
- Ayoade, A.A. and Ikulala, A.O.O. 2007. Length weight relationship, condition factor and stomach contents of *Hemichromis bimaculatus*, *Sarotherodon melanotheron* and *Chromidotilapia guentheri* (Perciformes: Cichlidae) in Eleiyele Lake, Southwestern Nigeria. *Rev. Biol. Trop. Int. J. Trop. Biol.*, 55 (3-4): 969-977.
- Bagenal, T.B. and Tesch, F.W. 1978. Age and growth. In:T. Begenal (Eds), Methods for assessment of fishproduction in fresh waters, IBP Handbook 3, Blackwell Science Publications, Oxford, pp.101-136.
- Barua, G., Mollah, M.F.A., Quddus, M.A., Islam, M.A. 1988. Length-weight relationship and growth condition of *Clarias batrachus* (Linn.) in different months and sexes. *Bangladesh J. Fish.*, 11 (2):21-34.
- Bayhan, B., Sever, T. M., Taşkavak, E. 2008. Length-weight Relationships of Seven Flatfishes (Pisces: Pleuronectiformes) from Aegean Sea. *Turk. J. Fish. Aquat. Sci.*, 8: 377-379.
- Begum, M., Pal, H.K., Islam, M.A., Alam, M.J. 2006. Length-Weight Relationship and Growth Condition of *Mystusgulioides* Different Months and Sexes. *Univ. J. Zool.*, 28: 73-75.
- Bervian, G., Fontoura, N. F., Haimovici, M. 2006. Statistical model of variable allometric growth: otolith growth in *Micropogonias furnieri*. *Journal of Fish Biology.*, 68: 196-208.
- Billard, R. (Ed). 1995. Carp Biology and Culture. INRA, Paris.
- Binohlan, C. and Froese, R. 2009. Empirical equations for estimating maximum length from length at first maturity. *Journal of Applied Ichthyology.*, 25(5): 611-613.
- Binohlan, C., Pauly, D. 1998. The length-weight table In: Froese R., Pauly D. (eds) Fish base 1998: concepts, design and data sources. ICLARM., 121-123.

- Blackwell, B.G., Brown, M.L., Willis, D.W. 2000. Relative weight status and current use in fisheries assessment and management. *Rev. Fish. Sci.*, 8:1–44.
- Bolger, T. and Connolly, P.L. 1989. The selection of suitable indices for the measurement of fish condition. *J. Fish. Biol.*, 34:17.
- Brody, S. 1945. Bioenergetics and growth. *J. Anim. Sci.* 63(2): 1-10
- Brown, M.L. and Murphy, B.R. 1991. Relationship of relative weight to proximate composition of juvenile striped bass and hybrid striped bass. *Trans. Am. Fish. Soc.*, 120:509–518.
- Bulow, F.L., Zeman, M.E., Winningham, J.R., Hudson, W.F. 1981. Seasonal variation in RNA-DNA ratios and indicators of feeding, reproduction, energy storage and condition in a population of bluegill, *Lepomis macrochirus* (Rafinesque 1819). *J. Fish. Biol.*, 18:237–244.
- Cowx, I.G. 2001. Factors Influencing Coarse Fish Populations in Rivers. Bristol: *Environment Agency R&D Publication*, 18, pp.146
- Cox, S. P., Hinch S. G. 1997. Changes in size at maturity of Fraser River Sockeye salmon (*Oncorhynchus nerka*) (1952–1993) and associations with temperature. *Canadian Journal of Fisheries and Aquatic Sciences.*, 54, 1159–1165.
- Da Costa, M.R., Araujo, F.G., 2003. Length weight relationship and condition factor of *Micropomias furnieri* (Desmarest) (Perciformes, Sciaenidae) in the Sepatiba Bay, Rio de Janeiro State, Brazil. *Rev. Bras. Zool.*, 20 (4): 685-690.
- Dadebo, E., Ahlgren, G., Ahlgren, I. 2003. Aspects of reproductive biology of *Labeo horie* Heckel (Pisces: Cyprinidae) in Lake Chamo, Ethiopia. *African Journal of Ecology.*, 41: 31-38.
- Dhanze, R., Sharma, I., Dhanze, J.R. 2005. Length weight relationship of golden Mahseer *Torputtitora* (Ham.) from western Himalayas. *J. Inland Fish. Soc India.*, 37 (2):60-62.
- Elder, H. Y., Garrod, D. J., Whitehead, P. J. P. 1971. Natural hybrids of the African cichlid fishes *Tilapia spirulus nigra* and *Tilapia leucosticta*: a case of hybrid introgression. *Biological Journal of the Linnaean Society.*, 3: 103-46.
- FAO 2006. Fisheries Statistics. FAO – Rome. http://www.fao.org/fi_gis/servlet/
- Froese, R. 2006. Cube law, condition factor and weight-length relationships: history, meta analysis and recommendations. *J. Appl. Ichthyol.*, 22: 241-253.
- Gerritsen, H. D., Armstrong, M. J., Allen, M., McCurdy, W. J., Pee, I J. A. D. 2003. Variability in maturity and growth in a heavily exploited stock: Whiting (*Merlangius merlangus* L.) in the Irish Sea. *Journal of Sea Research.*, 49:69-82.
- Goncalves, J. M. S. and Erzini, K. 2000. The reproductive biology of the two-banded sea bream: *Diplodus vulgaris* from the South West coast of Portugal. *Journal of Applied Ichthyology.*, 16: 110-116
- Gonçalves, J. M. S., Bentes, L., Lino, P. G., Riberio, J., Canario, A. V. M., Erzini, K. 1997. Weight-length relationships of littoral to lower slope fishes from the western Mediterranean. *Fisheries Research.*, 62 : 89–96.
- Gulland, J.A. 1983. Fish stock assessment: a manual of basic methods. FAO/Wiley Series, Food and Agriculture Organization, Rome. FAO Fisheries Technical Paper 393.
- Gupta, M.D. 1988. Length weight relationship and condition of the copper Mahseer *Aacross ochielus*. *Biology and Fisheries.*, 14: 321–334.
- Harper, D. M. 1992. The ecological relationships of aquatic plants at Lake Naivasha, Kenya. *Hydrobiologia.*, 232: 65 – 71.
- Harper, D. M. 1992. The ecological relationships of aquatic plants at Lake Naivasha, Kenya. *Hydrobiologia.*, 232: 65 – 71.
- Harper, D.M. and Mavuti, K.M. 2004. Lake Naivasha, Kenya: Ecohydrology to guide the management of a tropical protected area. *Ecohydrology & Hydrobiology.*, 4: 287-305
- Hickley, P., Bailey, R., Harper, D., Kundu, R., Muchiri, M., North, R., Taylo, A. 2000. The status and future of the Lake Naivasha fishery. *Hydrobiologia.*, (In press).
- Hickley, P., Muchiri, S.M., Britton, J.R., Boar, R.R. 2004. Discovery of carp, *Cyprinus carpio*, in already stressed fishery of Lake Naivasha, Kenya *Fish. Manag. Ecol.*, 11:139–142.
- Ibrahim, K. H., Kowtal, G. V., Gupta, S. D. 1980. Embryonic and larval development among *Catla catla* (Hamilton) Hypophthalmichthys *molitrix* (Valenciennes) hybrid. *J. Inland Fish Soc. India.*, 12 (2): 69–73.
- Jhingran, A.G. 1972. Fluctuation in the ponderal index of the Gangetic anchovy, *Septipin naphasa* (Ham.) *J. Inland Fish. Sci. India.*, 4:1-9.
- Karna, S. K. and Panda, S. 2011. Growth estimation and Length at maturity of a commercially important fish species *Daysciaena albida* (Boroga) in Chilika Lagoon, India. *European Journal of Experimental Biology.*, 1 (2):84-91.
- Karna, S. K., Panda, S., Sahoo, D., 2012. Length Weight Relationship Growth estimation and Length at maturity of *Etioplos suratensis* in Chilika Lagoon, Orissa, India. *International Journal of Environmental Sciences.*, 2 (3): 78-89.
- Kiran, B.R., Purushotham, R., Puttaiah, E.T., Manjappa, S. 2006. Length-weight relationship of cyprinid fish: *Rasborada niconius* from Saravathi reservoir, Karnataka. *Zoos' Print. Journal.*, 21(1): 2140-2141.
- Kottelat, M. and Freyhof, J. 2007. Handbook of European freshwater fishes. Publications Kottelat, Cornol, Switzerland., 646.
- Kowtal, G. V. and Gupta, S. D. 1985. A note on the hybrid mrigal: *Cirrhinus mrigala* X *Cyprinus carpio*. *Aquaculture.*, 49: 179-185
- Lagler, K.F. 1952. Freshwater Fishery Biology. In: Tyus, H. M., Ecology and Conservation of Fishes. Wim. C. Brown Co. Dubugu., pp.360.
- Le Cren, E.D. 1951. The length-weight relationship and seasonal cycle in gonad weight and condition in Perch (*Perca fluviatilis*). *J. Anim. Ecol.*, 20:201–219.
- Lever, C. 1996. Naturalized Fishes of the World. In: Simberloff, D. Rejmanek, M. (eds). *Encyclopedia of Biological Invasions*. Academic Press, London, pp. 739.
- Lewis, D. S. and Fontoura, N. F. 2005. Maturity and growth of *Paralanchurus brasiliensis* females in southern Brazil (Teleostei, Perciformes, Sciaenidae). *Journal of Applied Ichthyology*, 21, 94-100.

- Litterick, M. R., Gaudet, J. J., Kalf, J., Melack, J. M. 1979. The limnology of an African lake, Lake Naivasha, Kenya. Manuscript prepared for the SIL-ENEP workshop on Tropical Limnology, Nairobi. pp.73.
- Lowe, S., Browne, M., Boudjelas, S., De Poorter, M. 2000. 100 of the World's Worst Invasive Alien Species a Selection from the Global Invasive Species Database. IUCN., 12.
- Mageria, C., Bosma, R., Roem, A. 2006. Aquaculture Development Potential in and around Lake Naivasha, Kenya. *Aquaculture and Fisheries Group.*, 78.
- Mercy, T.V.A., Thomas, K.R., Jacob, E. 2002. Length- weight relationship in *Puntius denisonii*. *Indian Journal of Fisheries*, 49 (2): 209-210
- Mir, J.I., Shabir, R., Mir, F.A. 2012. Length-Weight Relationship and Condition Factor of *Schizopyge curvifrons* (Heckel, 1838) from River Jhelum, Kashmir, India. *World Journal of Fish and Marine Sciences.*, 4 (3): 325-329.
- Moutopoulos, D.K. and Stergiou, K. I. 2002. Length- weight and length-length relationships of fish species from the Aegean Sea (Greece). *J. Appl. Ichthyol.*, (18): 200-203.
- Muchiri, S. M. and Hickley, P. 1991. The Fishery of Lake Naivasha, Kenya. In Cowx, I. G. (ed), Catch Effort Sampling strategies: Their Application in Freshwater Fisheries Management. Oxford: Fishing News Books, Blackwell scientific Publications: pp. 348-357.
- Njiru, M., Okeyo-Owuor, J. B., Muchiri, M., Cowx I. G. and van der Knaap M. 2007. Changes in population characteristics and diet of Nile tilapia *Oreochromis niloticus* from Nyanza Gulf of Lake Victoria, Kenya: what are the management options? *Aquatic Ecosystem Health & Management.*, 4(10): 434-442.
- Oscoz, J., Campos, F., Escala, M.C. 2005. Length-weight relationships of some fish species of the Iberian Peninsula. *Journal of Applied Ichthyology*, 21: 73-74.
- Parkos, J., Santucci, V.J., Wahl, D. 2003. Effects of common carp: *Cyprinus carpio* on multiple trophic levels in shallow mesocosms. *Can. J. Fish. Aquat. Sci.*, 60: 182-192.
- Pauly, D. 1984. A mechanism for the juvenile-to-adult transition in fishes. *ICES Journal of Marine Science.*, 41: 280-284.
- Pauly, D. 1993. Fishbyte section editorial. Naga, ICLARM Quart., 16: 26
- Petr, T. 2000. Interactions between Fish and Aquatic Macrophytes in Inland Waters. In: FAO, Fisheries Technical Paper 396, Rome, pp. 1-185.
- Petrakis, G. and Stergiou, K.I. 1995. Weight-length relationships for 33 fish species in Greek waters. *Fish Res.*, 21: 465-469.
- Ratnakala, M., Kumar, M. P., Ramulu, K.S. 2013. The Length-Weight Relationship and Condition Factor of *Lates Calcalifer* in West Godavari and Krishna Districts of Andhra Pradesh. *International Journal Of Scientific And Technology Research.*, 2, (7): 190-193.
- Sani, R., Gupta, B.K., Sarkar, U.K., Pandey, A., Dubey, V.K. Lakra W. S. 2010. Length weight relationship of 14 fresh water species from River Betwa and Gomti. *J. Appl. Ichthyol.*, 26: 456-459.
- Sarkar, U.K., Khan, G.E., Dabas, A., Pathak, A.K., Mir, J.I., Rebello, S.C., Pal, A., Singh, S.P. 2013. Length weight relationship and condition factor of selected fresh water fish species found in River Ganga, Gomti and Rapti, India. *Journal of Environmental Biology.*, 34: 951-956.
- Serajuddin, M. 2005. Length-weight relationship of freshwater spiny eel, *Mastoeccembelus armatus* from Aligarh region, Uttar Pradesh, India. Proceedings of the National Academy of Sciences, 75 (1): 13-18.
- Siddiqui, A. Q. 1977. Reproductive biology, length/weight relationship and relative condition of *Tilapia leucosticta* in Lake Naivasha. Kenya. *Journal of Fish Biology.*, 10: 251-160.
- Sparre, P. and Venema, S. C. 1992. Introduction to tropical fish stock assessment. FAO Fisheries Technical Paper-306/1.
- Sparre, P., Ursin, E., Venema, S. C. 1989. Introduction to tropical fish stock assessment, Part 1. Manual. FAO Fisheries Technical Paper. No. 306.1, Rome.
- Tesch, W. 1971. Age and growth, In W.E. Ricker (ed.). Methods for assessments of fish production in freshwaters. *International Biological Programme, Oxford, England:* pp. 97-130.
- Thomas, J., Venus, S., Kurup, B.M. 2003. Length-weight relationship of some deep-sea fish inhabiting continental slope beyond 250 m depth along West coast of India. Naga. *World Fish Center Quarterly.*, 26: 17-21.
- Tokai, T. and Mitsuhashi, T. 1998. SELECT Model for estimating selectivity curve from comparative fishing experiments. *Bulletin of the Japanese Society of Fisheries Oceanography.* 62, pp. 235-247.
- Wade, J.W. 1992. The relationship between temperature, food intake and growth of brown trout, *Salmo trutta*; Fed. Natural and artificial pelleted diet in earthen pond. *J. Aquatic Scien.* 7: 59-71.
- Weatherley, A. H. 1972. Growth and ecology of fish populations. Academic Press., London, 293.
- Weatherley, A. H. and Gill, H. S. 1987. The Biology of Fish Growth, Academic Press, London, 14-21.
- Wertheimer, A. C., Heard, W. R., Maselko, J. M., Smoker, W. W. 2004. Relationship of size at return with environmental variation, hatchery production, and productivity of wild pink salmon in Prince William Sound, Alaska: does size matter? *Reviews in Fish Biology and Fisheries*, 14, 321-334.
- Wootton, J. R. 1990. Ecology of teleost fishes. In: Allen, G. L., Horn, H. M. The Ecology of Marine Fishes: California and Adjacent Waters. Chapman & Hall, London, England, pp. 508-510.
- Wootton, R. J. 1998. Ecology of Teleosts Fishes, 2nd Edition, Dordrecht, Kluwer academic publishers.
- Zar J. H. 1984. Biostatistical analysis. In: Heath D. An Introduction to Experimental Design and Statistics for Biology. Prentice Hall, New Jersey. pp.718.
