



ISSN: 0975-833X

Available online at <http://www.journalcra.com>

INTERNATIONAL JOURNAL  
OF CURRENT RESEARCH

International Journal of Current Research  
Vol. 3, Issue, 7, pp.064-067, July, 2011

## RESEARCH ARTICLE

# BIODIVERSITY OF CYANOBACTERIA FROM UPPANAR ESTUARY SOUTH EAST COAST OF INDIA

T. Nedumaran<sup>\*1</sup> and S. Manokaran<sup>2</sup>

<sup>\*1</sup>Department of Plant Biology and Plant Biotechnology, Sir Theyagaraya College, Chennai-600021, India

<sup>2</sup>Centre of Advanced Study in Marine Biology, Annamalai University, Parangipettai-608502, India

### ARTICLE INFO

#### Article History:

Received 19<sup>th</sup> April, 2011  
Received in revised form  
24<sup>th</sup> May, 2011  
Accepted 27<sup>th</sup> June, 2011  
Published online 16<sup>th</sup> July 2011

#### Key words:

Physico-chemical,  
Cyanobacteria, seasonal distribution,  
Uppanar estuary.

### ABSTRACT

The spatial and seasonal patterns of distribution of Cyanobacterial species and their abundance in relation to physicochemical parameters were studied from April, 2002 to March, 2003 in two stations of Uppanar estuary in the south-east coast of India (Lat. 11°42'N; Long. 79°49'E). As many as 15 Cyanobacteria species were recorded from different family viz. *Chroococcaceae* (4), *Oscillatoriaceae* (7) and *Nostocaceae* (4). The concentration of nutrients was low during summer season and more number of Cyanobacteria was recorded in monsoon season.

© Copy Right, IJCR, 2011, Academic Journals. All rights reserved

## INTRODUCTION

Estuaries act as natural laboratories for studying the dynamics of terrigenous chemical constituents borne by the river water on their way in to the sea, along with interactions and adaptations of organisms to wide range of environmental situations. Hydrographic features like temperature, salinity, dissolved oxygen; pH and transparency constitute the important environmental requisites which govern the distribution and abundance of flora and fauna in estuaries (Rajashree Gouda and Panigrahy, 1993). Cyanobacteria are oxygen evolving photosynthetic prokaryotes, that the habit various types of marine environments. They occur in oceans, estuaries, saline backwaters, salt lakes, salt marshes and hypersaline salt pans (Fogg *et al.*, 1973).

Cyanobacteria is a photoautotrophic picoplankton over vast tracts of the world's oceans where they occupy a key position at the base of the marine food web and contribute significantly to global primary productivity (Partensky *et al.*, 1999). The cyanobacteria are distributed ranging from polar through temperate to tropical waters and are generally more abundant in nutrients rich surface waters. Hence, the present study has been carried out on the distribution and species composition. The basic and fundamental requirement for initiating marine cyanobacterial biotechnology is first to enumerate the natural biodiversity and to understand their innate properties which could be useful for a variety of purposes. Hence, the present investigation of the Uppanar estuary was taken up to understand the seasonal variations of various physico-chemical characteristics and their influence on the cyanobacteria of this region.

## MATERIALS AND METHODS

Uppanar estuary (Lat. 11° 42' N; Long 79° 49'E) (Fig 1) is formed by the confluence of Gadilam and Paravanan rivers, and opens in to Bay of Bengal near Cuddalore old town on the south east coast of India. The present study is focussed on in this lion incorporating various hydro- biological ecological parameters of the Uppanar estuary. Surface water samples were collected from Uppanar estuary covering two stations (Station 1 mouth and station 2 – estuary at monthly intervals for a period of one year from April 2002 to March 2003 for the estimation of various physicochemical parameters. Rainfall data were obtained from the statistical (Meteorological) Department at Cuddalore, temperature (air and surface water) was measured using a standard centigrade thermometer, light penetration in the water column was measured with the help of a secchidisc and the light extinction co-efficient (LEC) was calculated using Pool and Atkins (1929). Formula salinity was estimated with the help of a salinometer Model-E-2 and pH was measured using an Elico pH meter (Model L-120). Dissolved oxygen, nutrients, like nitrate, nitrite, phosphate and reactive silicate adopting the standard procedure described by Strickland and Parsons, 1972).

Planktonic cyanobacteria were collected using the plankton net made up of bolting silk cloth No. 25 (pore size 64 µM) and the net was towed for 15 minutes in the surface water. The collected planktonic sample was transferred to the laboratory. A portion of this sample was preserved in 5% formalin and subsequently the sample was analyzed under the microscope. Identification of specimen was done using the taxonomic

\*Corresponding author: [tmnaranbot@gmail.com](mailto:tmnaranbot@gmail.com)

publications (Biswas, 1949; Geitler, 1932; Prescott, 1951; Desikachary, 1959; Anand *et al.*, 1986).

## RESULTS AND DISCUSSION

The physicochemical characteristic features of the estuarine system which closely follow the pattern of river runoff and tidal variations were mostly controlled by the seasonal regimes. Rain fall is the most important cyclic phenomenon and it brings about important meteorological changes in the physical and chemical characteristics of the coastal and estuarine environments. In the present study, peak values of rainfall were recorded during the monsoon season in October, 2002 (222. mm) (Fig 2). This is because, the study area received bulk rainfall during the northeast monsoon compared to the south west monsoon (May to July).

Temperature variations in the estuarine environment can influence the other physicochemical characteristics. High atmospheric temperature was recorded during the summer season (Fig 3) due to clear sky with more solar radiation less solar radiation with cloudy sky and more rainfall during the monsoon season greatly reduced the atmospheric temperature. While surface water temperature largely depends on the intensity of solar radiation, evaporation and fresh water influx. In the present study, summer peaks 33°C at station -1 and 32.1°C at station -2 (Fig 4) monsoonal drought in air and surface water temperatures were noticed as observed earlier by several workers from the east and west coast of India (Vijayakumar *et al.*, 2000; Srinivas Rao and Umamaheswara Rao, 2002). Light extinction co-efficient (k) at both the stations was high during the monsoon season (Fig 8) due to low intensity of solar radiation, higher concentration of dissolved organic matter, suspended sediments, increased freshwater discharge, wave action and wind action are the main factors governing light penetration. Similar observations have been made from Vellar estuary by Mani (1989) and Sujata Mishra *et al.* (1993) from Bahuda estuary. Low light extinction co-efficient was observed during summer season at both stations and it could be due to the high solar penetration reduced freshwater inflow and land run-off. In general, these values were high during rainy months mostly due to the biogenic turbidity of the water column. This was due to the monsoon floods which brought in lot of silt and terrigenous material to the biotope coupled with reduced of sunshine (Subramanian and Kannan, 1998).

Salinity at both stations showed during the summer season due to less rain fall, decreased freshwater inflow and rise in temperature of the estuary and low during the monsoon season due to high rainfall and land runoff. Salinity is one of the important factors which profoundly influence the abundance and distribution of the fauna and flora in the estuarine environment which in turn depends on the inflow of fresh water and the prevailing temperature. During the monsoon season low salinity recorded (Fig 5) due to heavy rainfall and large quantity of fresh water inflow. Thus, the variations in salinity were mainly influenced by the rainfall and entry of freshwater (Sasinayar *et al.*, 2000). The pH was higher during the summer season while it was low during the monsoon period (Fig 6) due to the uptake of CO<sub>2</sub> by the photosynthesizing organisms, especially phytoplankton and planktonic cyanobacteria from the seawater could have

increased the pH level during the summer season (Subramanian and Mahadevan, 1999). The low pH observed during the monsoon due to the influence of freshwater inflow and dilution of seawater, reduction of salinity and temperature and decomposition of organic matter (Zingde *et al.*, 1987; Subramanian and Kannan, 1998). Dissolved oxygen concentration varied from 2.8 to 6 ml/l at station-1 and from 3.2 to 6.3ml/l at station-2 (Fig 7) with the maximum during the monsoon season in November and minimum during the post monsoon in March at both the stations.

Distribution and behavior of nutrients in the coastal environments particularly in the near shore waters and estuaries would exhibit considerable seasonal variations depending upon the local conditions of rainfall, fresh water inflow, tidal incursion and some biological activity (Choudhary and Panigrahy, 1991). The higher values of nitrate during the monsoon could be due to heavy rainfall, river and terrestrial run – off (Padmavathi and Sathyanarayana, 1999). The low nitrate concentration during the summer season 9.04 µm at station-1 and 9.75 µm at station – 2 (Fig 10) were observed during summer months and at the end of the post monsoon could be attributed to the rapid utilization of nitrate by phytoplankton and Cyanobacteria, (Panigrahy *et al.*, 1999). The higher values of nitrite concentration recorded (Fig 9) at both stations during the monsoon season could be related to the terrigenous input by river and the low values of nitrite observed during the summer season might be due to the lesser amount of freshwater inflow and higher salinity (Sasinayar and Gouda, 1999).

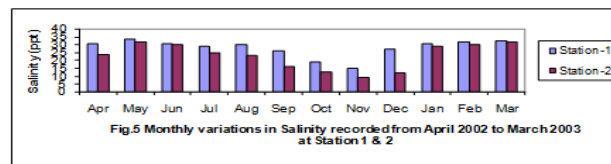
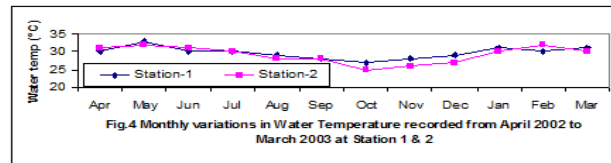
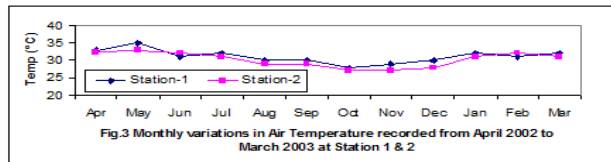
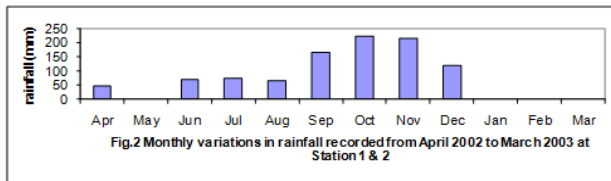
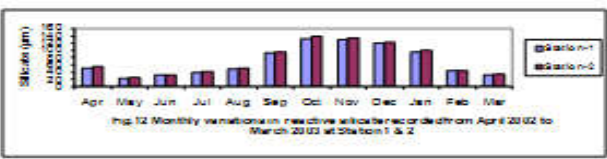
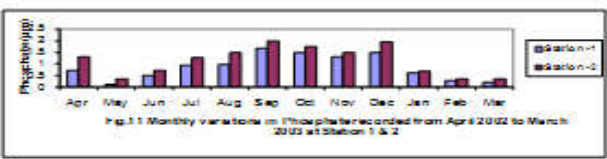
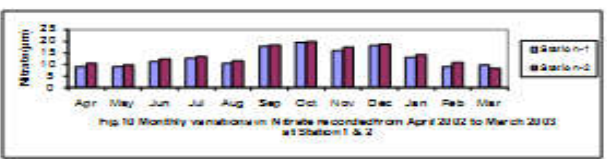
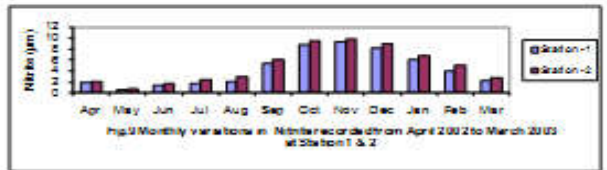
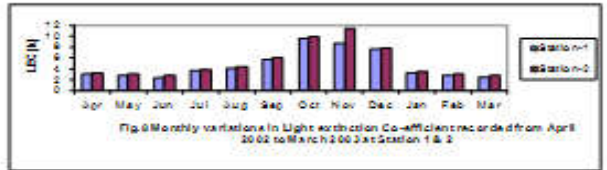
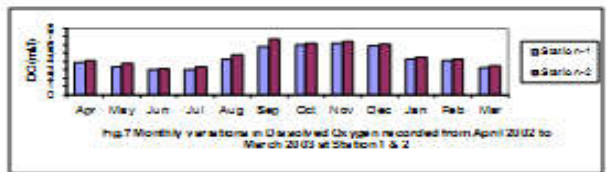
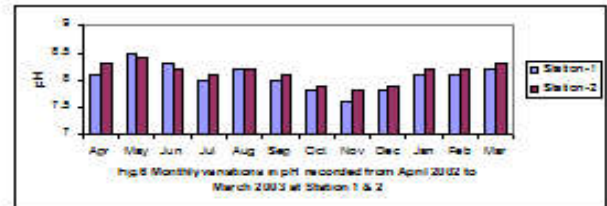
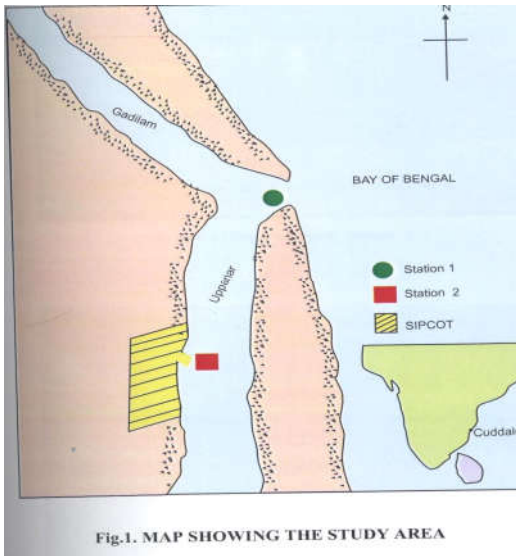
Inorganic phosphate registered its peak values during the monsoon season 0.10 to 1.65 µm (Fig 11) and there was a decrease in the concentration during the post monsoon season to summer. The high value in the estuary during the monsoon season was due to fertilizers from the agricultural land run – off and erosion of phosphate rock (Jailalram, 2001). Low concentration of phosphate observed during the summer season was due to the decreased land drainage, utilization by phytoplankton (Srinivasa Rao and Umamaheswara Rao 2002; Sevimpolat and Mine PercinPiner, 2002). The reactive silicate concentration was comparatively higher than other nutrients. High concentration was recorded during monsoon season and low concentrations was recorded during summer and pre-monsoon seasons were due to the considerable reduction in the freshwater input and greater utilization of this nutrient by the abundantly occurring phytoplankton and cyanobacteria for their biological activity. This is in agreement with the earlier observation in Mulki estuary by Vijayakumar *et al.* (2002).

Cyanobacteria are unique group of photosynthetic prokaryotic micro organisms. They are better known till recent times as blue green algae. Cyanobacteria constitute one of the commercially important marine resources having unique characters of fixing atmospheric carbon and nitrogen; In general, cyanobacteria seem to be more abundant in natural or slightly alkaline habitats. Among the planktonic species several forms blooms. The most common bloom-forming marine cyanobacterium in the tropical water is *Trichodesmium*. In the present study, an attempt has been made to study the cyanobacteria occurring in estuarine environment. Totally 3 Families, 12 Genera and 15 cyanobacterial species were recorded from both stations

Table 1. Cyanobacteria recorded in Uppanar estuary during April 2002 to March 2003

S.No.	Family	Species	Station-1	Station-2
1.	Chroococcaceae	<i>Microcystis littoralis</i> [Hang.] Forti.	-	+
		<i>Chroococcus tenax</i> (Kirch) Hiron	+	+
		<i>Gloeocapsa aeruginosa</i> (Carm.) Kütetz	+	-
		<i>Synechococcus elongatus</i> Näg	-	-
		<i>Spirulina subsalsa</i> Oerst. ex. Gomont.	+	+
2.	Oscillatoriaceae	<i>Oscillatoria agardhii</i> Gomont	+	+
		<i>O. salina</i> Biswas	+	-
		<i>Phormidium tenue</i> (Menegh.) Gomont	+	+
		<i>P. fragile</i> (Menegh.) Gomont	-	+
		<i>Lyngbya aesturrii</i> Liebon. ex. Gomont	+	+
		<i>Trichodesmium erythraeum</i> Ehrenberg ex. Gomont	+	-
3.	Nostocaceae	<i>Nostoc paludosum</i> Kütetz. ex. Born. et Flah	-	+
		<i>Anabaena variabilis</i> Kütetz	-	+
		<i>A. ambigua</i> Rao. C.B	+	-
		<i>Cylindrospermum majus</i> kuetz. ex Born. et Flah	+	+

+ = Present; - = Absent



(Table 1). The estuary showed a good planktonic cyanobacterial population during monsoon season. The species that occurred in the two stations during monsoon were two colonial form and 3 filamentous forms namely *Anabaena variabilis*, *Cylindrospermum major*, *Chroococcus tenax*, *Microcystis littoralis* and *Oscillatoria agardhii* (Table 1). In general, higher number of species composition and distribution of cyanobacteria were recorded at both the stations during monsoon season. This could be attributed to the presence of fresh water species of cyanobacteria. They would enter in to this ecosystem during monsoon season through the irrigation channel. This was apparent as cyanobacteria occurred in abundance near station-2 of the fresh water connecting inputs in the estuarine ecosystem. The simple correlation co-efficient analysis between physico-chemical characters and cyanobacterial diversity revealed no significant relationship between them similar observation were reported earlier by Selvakumar and Sundararaman, 2001; Thajuddin and Subramanian, 1992). Hence, it is necessary to document the biodiversity of Cyanobacterial resources in the estuarine ecosystems. A number of Cyanobacteria from estuarine habitat have potential and commercial value.

## REFERENCES

- Anand, N. Mohan, E. Hopper, R.S.S. and Subramanian, D. 1986. Taxonomic studies on blue – green algae from certain marine environments. *Seaweed Res. Util.* 9 (1 & 2): 49-56.
- Biswas, K. 1949. Common fresh and brackish water algal flora of India and Burma (Part-1) Records of the Botanical survey of India. Manager of publications. New Delhi, 62 pp.
- Choudhury, S.B. and Panigrahy, R.C.1991. Seasonal distribution and behaviour of nutrient in the creek and coastal water of Gopalpur east coast of India. *Maha sagar – Bull. Natl. Inst. Oceanogr.* 24(2): 81 – 88.
- Desikachary, T.V. 1959. Cyanophyta, Indian council of Agricultural Research. New Delhi: 686pp.
- Fogg, G.E. 1973. Physiology and ecology of marine blue – green algae. In : *The Biology of Blue – Green Algae*. N.G. Carr and B.A. Whitton (eds.) Blackwell scientific publication, London. 676 pp.
- Geitler, L. 1932. Cyanophyceae. In: L. Raben horst's Kryptogamen flora. *Academische veela gsgesellschaft Leipzig* 1196 pp.
- Jaiyalalram, M. 1991. Algae and water pollution in Mahi estuary. *J. Indian. Fish. Ass.*, 21: 31-37.
- Padmavathi, D. and Sathyanarayana, D. 1999. Distribution of nutrients and major elements in riverine, estuarine and adjoining coastal waters of Godavari, Bay of Bengal. *Indian J. Mar. Sci.*, 28, 345-354.
- Panigrahy, P.K. Das, J. Das, S.N. and Sahoo, R.K. 1999. Evaluation of the influence of various physico-chemical parameters on coastal water quality around Orissa by factor analysis. *Indian J. Mar. Sci.*, 28; 360 – 364.
- Partensky, F. Hess, W.R. and Voulot, D. 1999. Differential distribution and ecology of *Prochlorococcus* and *Synechococcus* in oceanic water; a review. In *Marine Cyanobacteria* Charpy, L and Larkum, A.W.D., (Eds.), Special No 19 pp. 457 – 475. *Bull. Inst. Oceanogr.*, Monaco.
- Pool, H.H. and Atkins, L.R.G.1929. Photoelectric measurements of submarine illumination throughout the year. *J. Mar. Bol. Ass. UK.* 16: 297-324.
- Prescott, G.W. 1951. Algae of the Western great lakes area. *Brown Dubuguedowa.* 977pp.
- Gowda, R. and Panigrahy, R.C. 1993. Monthly variation of some hydrographic parameters in the Rushikulya estuary, east coast of India. *Mahasagar Bull. Natl. Inst. Oceanogr.* 26(2): 73-85.
- Sasinayar, G. and Gowda, G. 1999. Studies on phytoplankton pigments in a tropical coastal lagoon. *Indian J. Fish.*, 46(2): 215-220.
- Sasinayar, G. Gowda, G. and Gupta, T.R.C. 2000. Spatial and temporal variations in hydrographical parameters in Talapathy lagoon, south west coast of India. *Indian J. Mar. Sci.*, 29: 77-79.
- Selvakumar, G. and Sundararaman, M. 2001. Mangrove associated cyano bacterial species in Muthupet estuary. *Seaweed Res. Utiln.*, 23 (1 & 2): 19 – 22.
- Polat, S. and Mine Percin, P. 2002. Nutrients and Phytoplankton in the Babadillmani Bight. North eastern Mediteranean Coast of Turkey. *Indian J. Mar. Sci.*, 31 (3): 188 – 194.
- Rao, A.S. and Rao, M.U. 2002. Seasonal growth pattern in *Sargassum polycystum* C. Agardh (Phaeophyta Fucales) Occuring at Visakhapatnam, East coast of India. *Indian J. Mar. Sci.*, 31: 26-32.
- Strickland, J.D.H. and Parsons, T.K. 1972. A practical hand book of sea water analysis. *Bull. Fish. Res. Bd. Canada*, 167: 310p.
- Subramanian, B. and Mahadevan, M. 1999. Seasonal and diurnal variation of Hydro biological characters of coastal waters of Chennai (Madras). *Bay of Bengal. Indian J. Mar. Sci.*, 28 429-433.
- Subramanian, S.K. and Kannan, L. 1998. Environmental parameters of the Indian marine biosphere reserve off Tuticorine in the Gulf of Mannar *Seaweed. Res. Utiln.*, 20 (1&2): 85 – 90.
- Mishra, M .S. Panda, D. and Panigrahy, R.C.1993. Physico-chemical characteristics of the Bahuda estuary (Orissa), South east coast of India. *Indian J. Mar. Sci.*, 22: 75-77.
- Thajuddin, N. and Subramanian, G. 1992. Survey of *Cyanobacterial flora of the southern east coast of India.* *Bot. Mar.*, 35 ; 305 – 314.
- Vijayakumar, S. Rajesh, K.M. Mridula, R. Mendon, R. and Hariharan, V. 2000. Seasonal distribution and behaviour of nutrients with reference to tidal rhythm in the Mulki estuary south west coast of India. *J. Mar. Biol. Ass. India.* 42 (1 & 2): 21 – 31.
- Zingde, M.D. Abidi, S.A.H. Sarma, P. and Rokade, M.A. 1987. Base water quality off Thal, In: *Contributions in Marine sciences – Dr. S.Z. Qasim sixtieth birthday felicitation volume.* 307 – 318 pp.